

# RAMPAGE



## THE MARKET LEADING ANNUAL RYEGRASS

Rampage is Cropmark's newest tetraploid annual ryegrass. It is the highest yielding annual ryegrass in the National Forage Variety Trials® with exceptional yield across all seasons. Rampage has extremely fast establishment, with strong winter, early spring production, rapid re-growth after grazing and an ability to maintain high productivity and persistence into summer.

Rampage is designed for farmers seeking the highest yield in annual ryegrass, ideal for high-demand grazing situations.



### Benefits

- **Top Yield Potential:** New Zealand's highest yielding annual ryegrass.
- **Late Heading Date:** Maximises grazing during peak seasons.
- **Excellent Nutritional Value:** Tetraploid digestibility supports livestock performance with high digestibility.
- **Strong Establishment:** Quick to establish and ready for grazing within weeks.
- **Ideal for Well-Managed Systems:** Best suited for rotational grazing in dairy and finishing systems.

### Agronomic traits

- **Ploidy:** Tetraploid
- **Heading date:** Late
- **Persistence (months):** 8-10\*
- **Winter activity:** Very high
- **Rust resistance:** 9\*\*
- **Sowing rate (kg/ha):** 25-30

\*Subject to climate, insect pest pressure and management  
\*\*1 = Susceptible, 9 = Resistant

### Sowing information

- **Sowing rate:** 20-30kg/Ha
- **Over-sowing:** 10-15kg/Ha
- **Sowing depth:** 1-2cm
- **Sowing season:** Autumn

### Animal safety

Nil endophyte:



Dairy



Beef



Sheep





# RAMPAGE

THE MARKET LEADING  
ANNUAL RYEGRASS



## Growing guide/Farm System Fit

Rampage is a market leading annual ryegrass, which should be autumn sown to maximise potential yield. Sown at 25-30kg/ha Rampage provides a high-quality feed throughout the winter and spring periods. Offering extremely fast establishment, Rampage should be given a light graze once the pasture passes the "Pluck Test."

Rampage, due to its superior regrowth and recovery from grazing will offer multiple grazings or cuts of silage throughout the winter and spring seasons. Bred to withstand grazing conditions here in New Zealand, Rampage is densely tillered, offering more growing points and high-quality pasture allowing quick recovery from grazing. When sown as a pure sward, it is recommended to apply nitrogen post graze to strengthen recovery. Several grazings and/or cuts of silage are possible from Rampage.

Rampage is ideal for a break crop between maize or other summer forages and is palatable for all livestock types. Rampage may be undersown into existing pastures to maximise winter feed on farm or sown as a pure sward where a short-term pasture is required.

## Grazing management

Rampage is an excellent fit between summer crop cycles, establishing quickly and typically ready for a light graze in 4-6 weeks under good conditions. Early autumn sowing maximizes yield, while late sowing reduces yield. Avoid making hay or heavy silage crops from the first harvest to protect plant health. Once the pasture is well-established, it can be harvested for hay or silage later in the winter.



# RAMPAGE

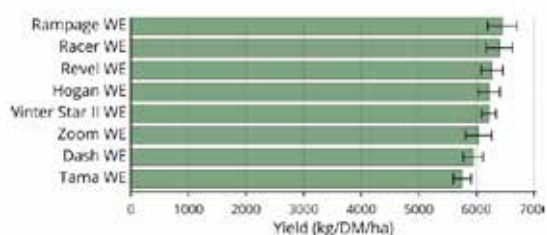
THE MARKET LEADING ANNUAL RYEGRASS

PERFORMANCE - ALL NEW ZEALAND  
NFVT® 2025 - 2026 SUMMARY



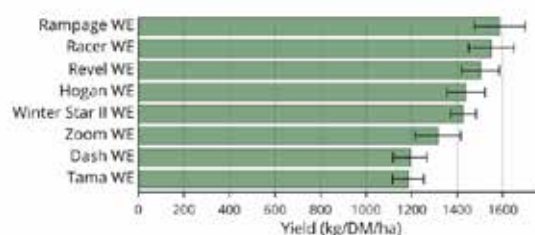
## Annual Ryegrass

All New Zealand | Short Season Total



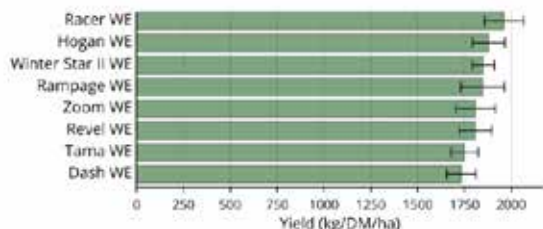
## Annual Ryegrass

All New Zealand | Autumn



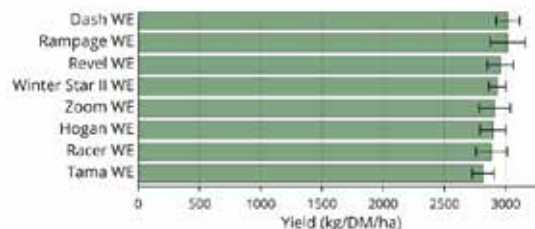
## Annual Ryegrass

All New Zealand | Winter



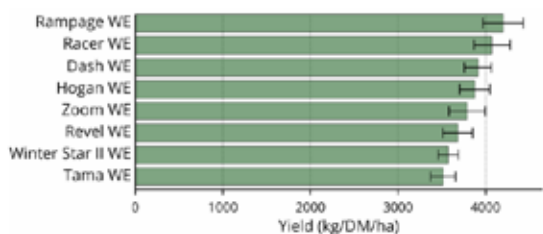
## Annual Ryegrass

All New Zealand | Early Spring



## Annual Ryegrass

All New Zealand | Late Spring



## Annual Ryegrass

All New Zealand | Long Season Total

